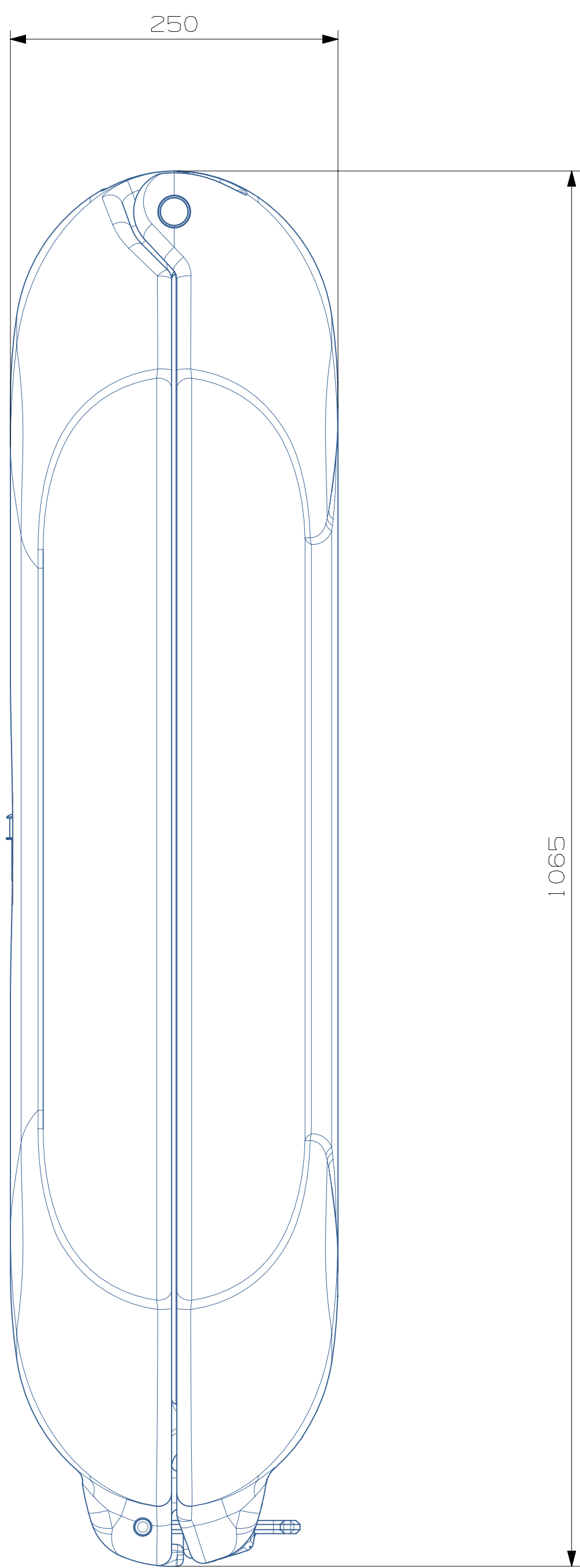
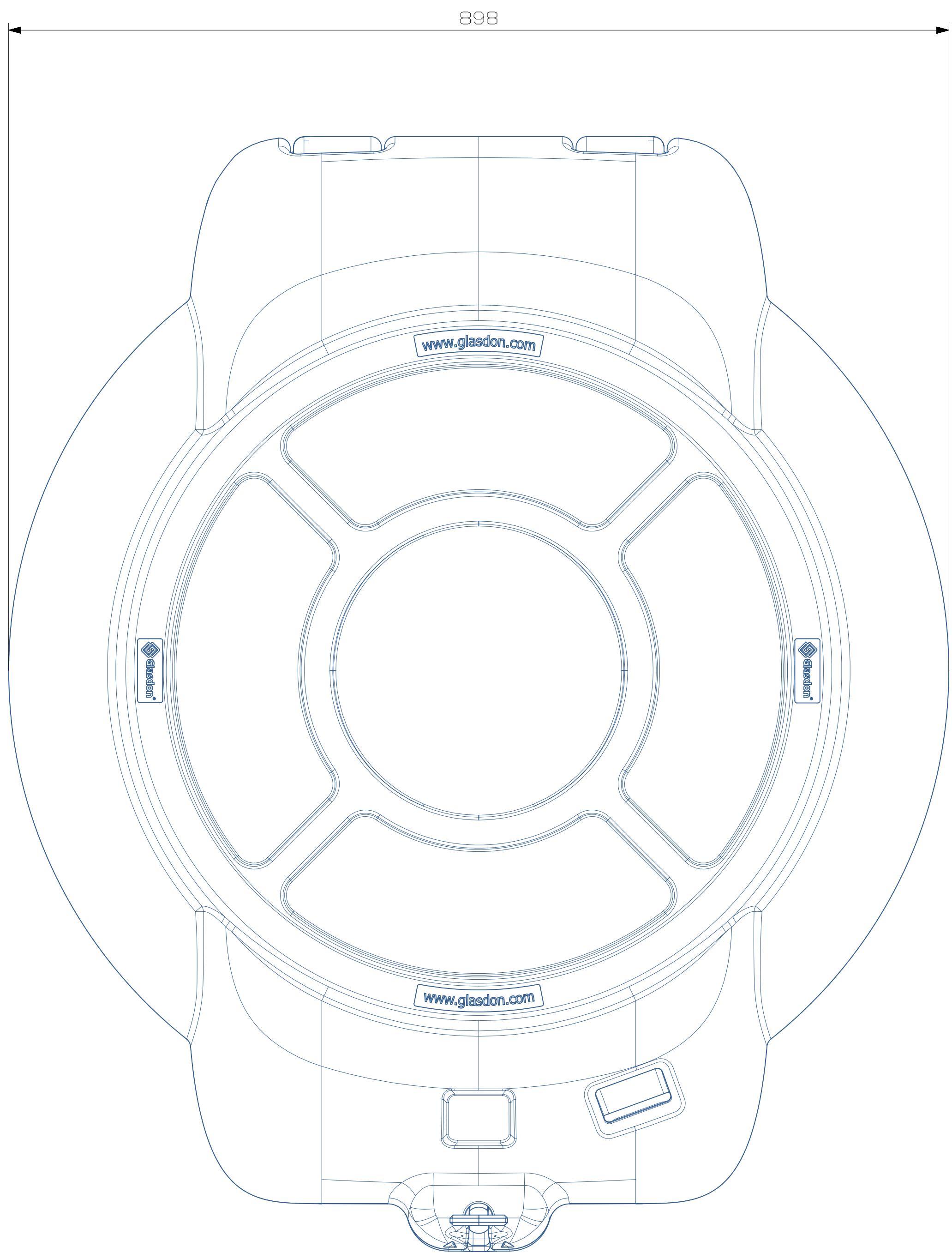


# MODEL SPECIFICATION

## GUARDIAN™ 750



### PRODUCT INFORMATION:

- DESCRIPTION - FIXED LIFEBOUY HOUSING FOR EXTERNAL OR INTERNAL USE.
- WEIGHT - COMPLETE UNIT - 10.76kg
- MATERIAL - DURAPOL
- COLOUR - RED
- DIMENSIONS - ALL DIMENSIONS IN mm UNLESS OTHERWISE STATED.
- CONTENTS - HOLDS x1 750mm BUOY OR x 1 600mm BUOY  
- HOLDS x2 B-LINE SAFETY DEVICES

### OPTIONAL EXTRAS:

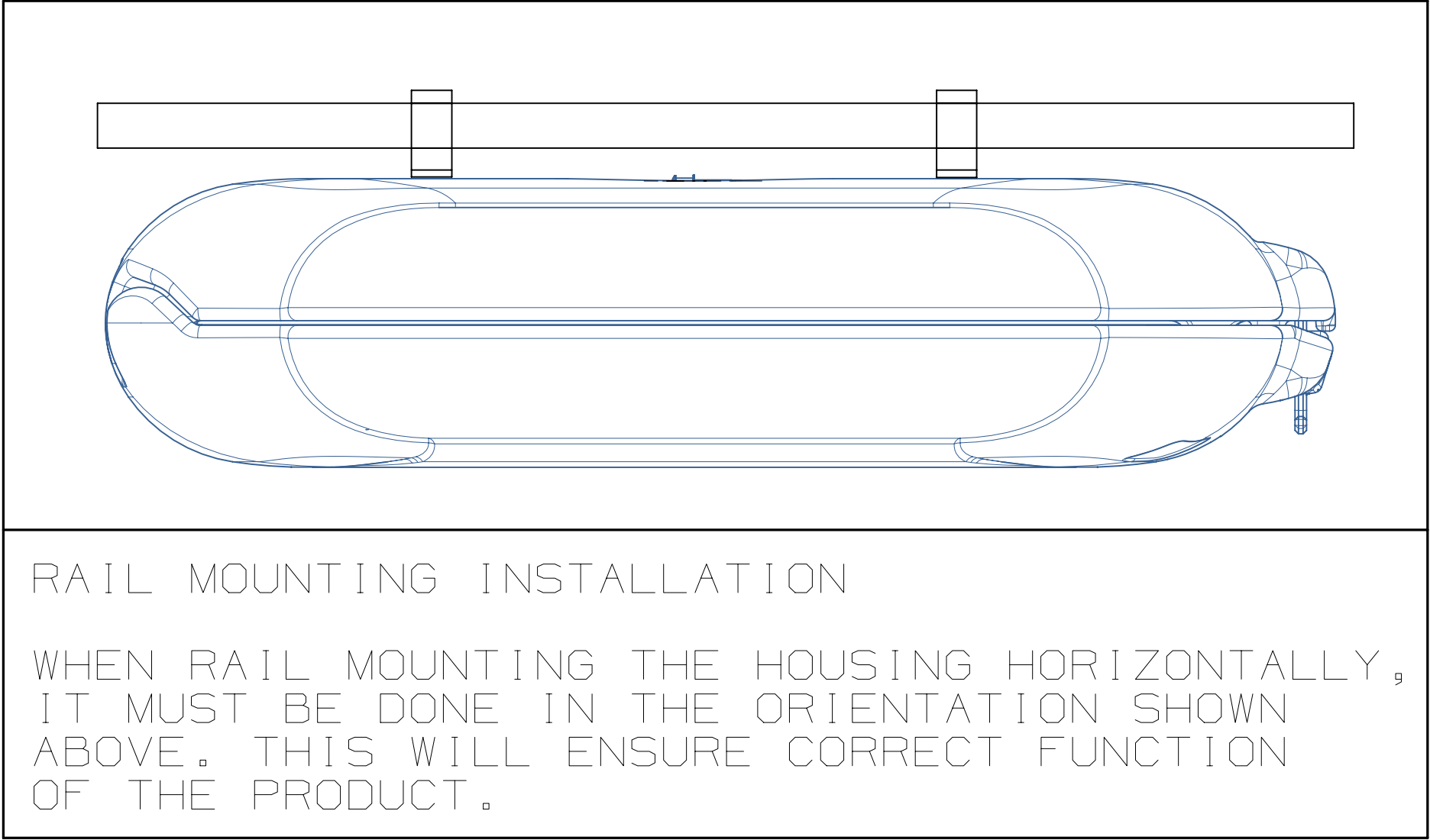
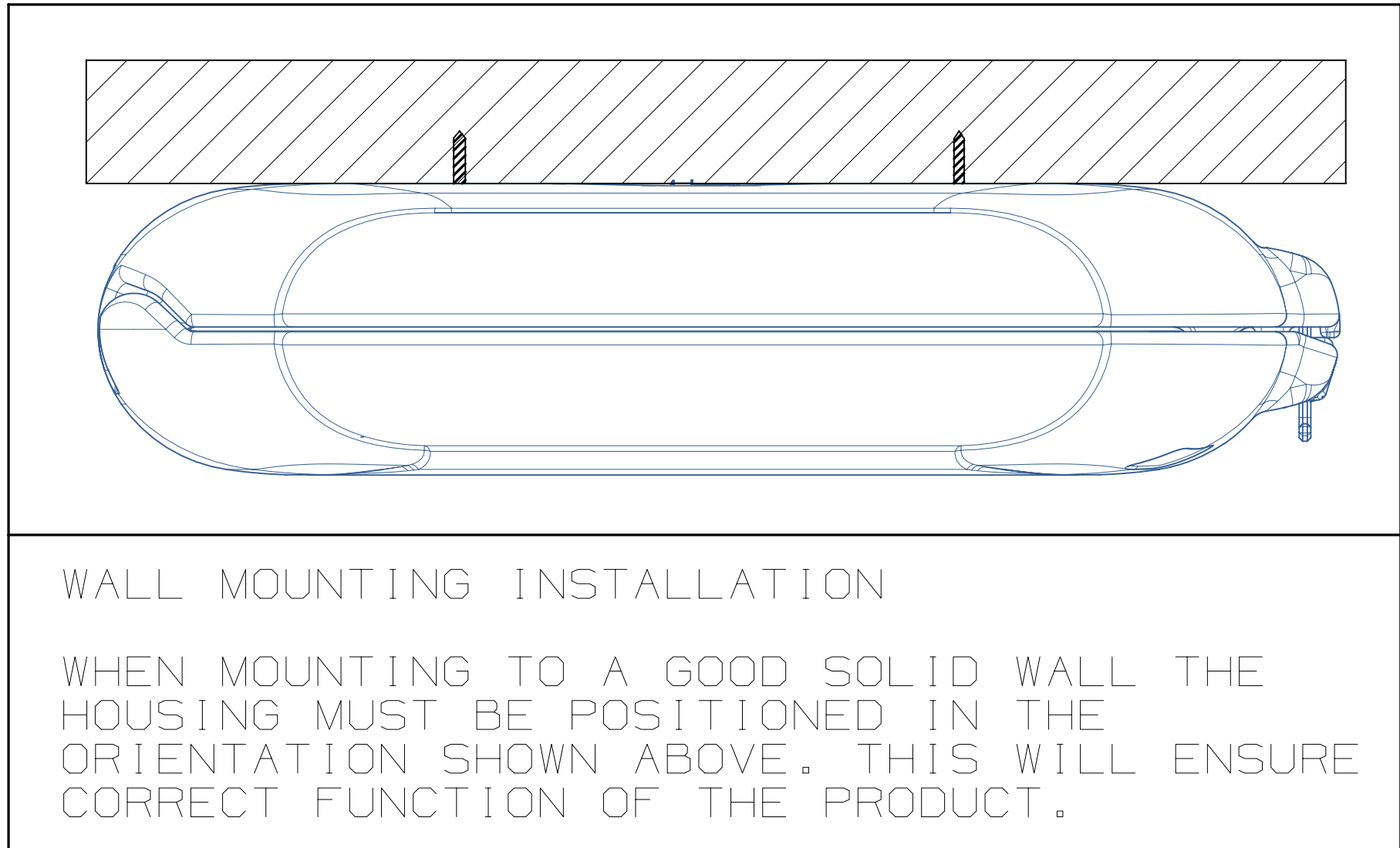
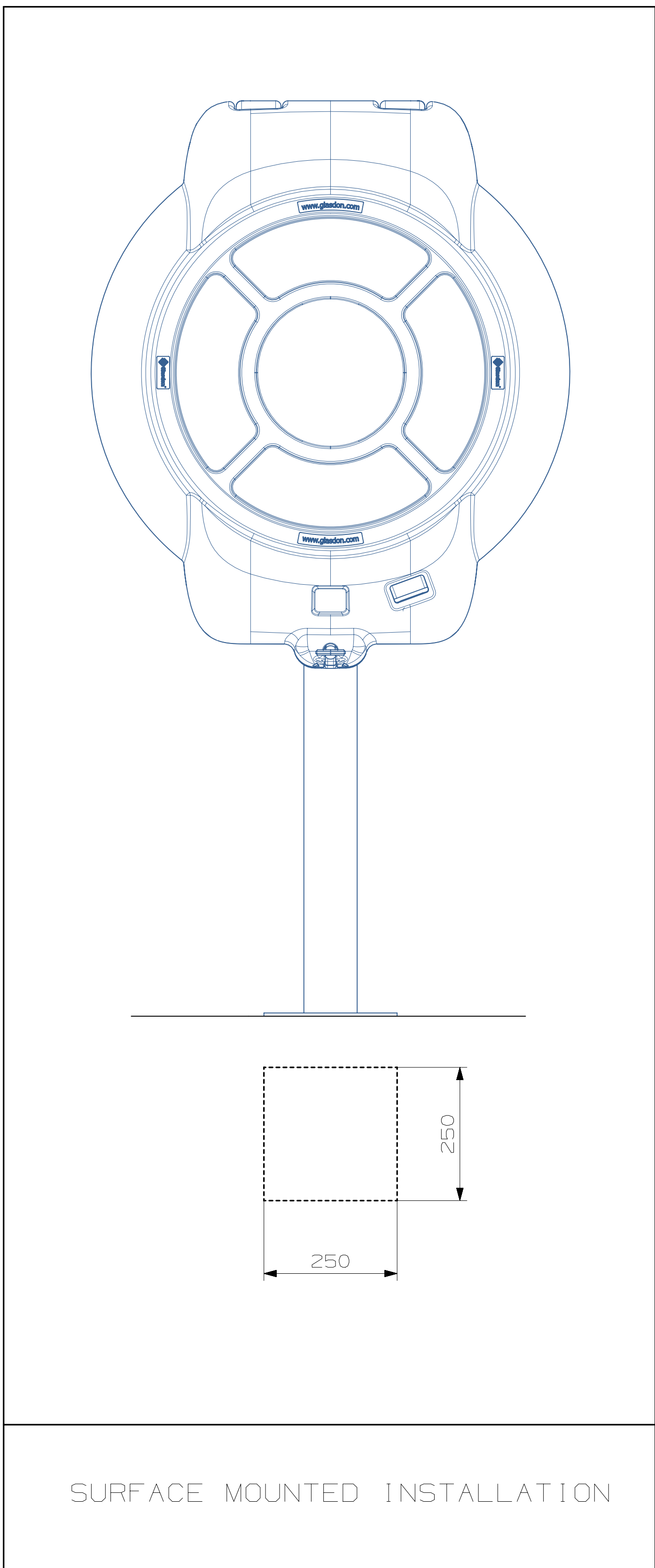
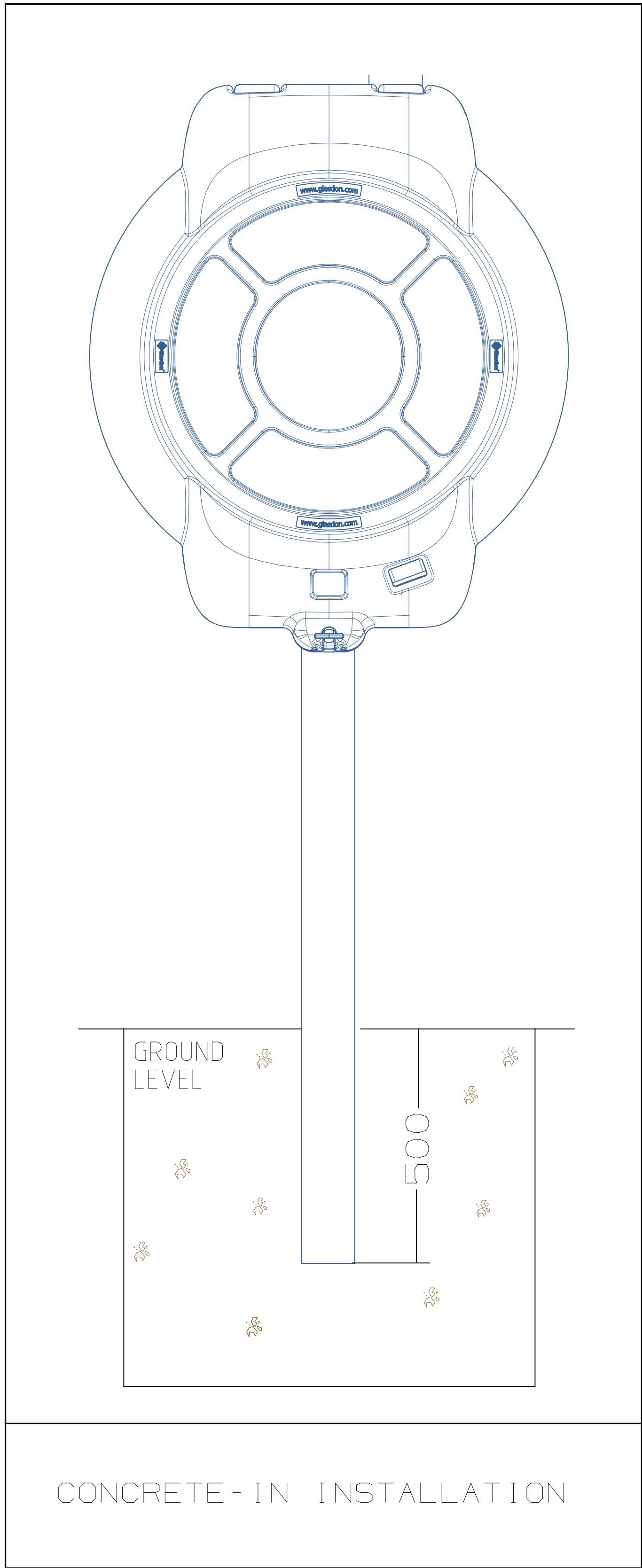
- POLYCARBONATE INSPECTION WINDOW
- LID STAY KIT 750mm C/W SPRUNG LOCK
- EXTERNAL INSTRUCTION GRAPHIC 750mm
- B-LINE
- INTERNAL B-LINE INSTRUCTION GRAPHIC
- GROUND & WALL FIXINGS - SEE INSTALLATION OPTIONS

### INSTALLATION OPTIONS:

FOR FULL INSTALLATION DETAILS ON THE OPTIONS BELOW,  
PLEASE REFER TO THE GUARDIAN LIFEBOUY INSTALLATION INSTRUCTIONS

- 1.CONCRETE-IN ARMORTEC POST C/W FIXINGS
- 2.SURFACE MOUNTED ARMORTEC POST C/W FIXINGS
- 3.RAIL MOUNTING FIXING KIT
- 4.WALL MOUNTING FIXING KIT

- WE RECOMMEND PERMANENT GROUND FIXING BY THE FOLLOWING:  
  
A SOUND CONCRETE FOUNDATION IS THE PREFERRED METHOD.  
  
a) GROUND FIXING BOLTS (IN EXISTING OR NEW CONCRETE FOUNDATIONS) ALLOW TIME FOR NEW CONCRETE FOUNDATIONS TO CURE. 4 HOLES TO BE DRILLED FOR GROUND FIXING BOLTS 12mm x 130mm (MINIMUM DEPTH) ENSURE HOLES ARE LOCATED AT LEAST 100mm FROM ANY EDGE OF THE CONCRETE FOUNDATION.  
  
IF USING YOUR OWN FIXINGS ENSURE Ø 50mm WASHERS ARE USED.  
  
b) ADJUSTABLE DEPTH CONCRETE-IN ANCHORS (IN NEW CONCRETE) WHEN CREATING A NEW CONCRETE FOUNDATION, THESE FIXING KITS PROVIDE FASTER/EASIER INSTALLATION (WITHOUT DRILLING) WHILST ALLOWING THE UNIT TO BE FASTENED DOWN AND REMOVED IF REQUIRED, LEAVING NO TRIP HAZARD. ENSURE HOLES ARE LOCATED AT LEAST 100mm FROM ANY EDGE OF THE CONCRETE FOUNDATION.
- TARMAC AND BLOCK PAVING:  
WHEN INSTALLING ON TARMAC OR BLOCK PAVING, A CONCRETE BASE IS STRONGLY RECOMMENDED TO PROVIDE ADEQUATE SECURITY AND IMPROVED OPERATION.
- FLAGSTONES (USING GROUND FIXING BOLTS):  
WHEN INSTALLING ON FLAGSTONE OF A MINIMUM 50mm (2") THICK, ENSURE HOLES ARE LOCATED AT LEAST 110mm FROM ANY EDGE OF THE FLAGSTONE.  
  
FOR INCREASED SECURITY, USE A DOUBLE LAYER OF FLAGSTONES BOLTED TOGETHER.
- WALL FIXING OPTION:  
INSTALLING THE LIFEBOUY ONTO A GOOD SOLID WALL.  
A WALL MOUNTING KIT IS SUPPLIED WITH THE UNIT WHEN USING THIS OPTION.
- UNIVERSAL POST MOUNTING KIT TO EXISTING POSTS.



website: [www.glasdon.com](http://www.glasdon.com)  
e-mail: [sales@glasdon.com](mailto:sales@glasdon.com)  
Telephone: 01253 600400  
Facsimile: 01253 792558

Copyright and/or design right in this representation and the product it depicts is reserved by Glasdon Group Limited. The issue of this drawing, is a confidential disclosure of its contents, and is made on condition that it is neither disclosed to a third party, nor any item described here in and designed by Glasdon Group Limited, is produced either in whole or in part without the written consent of Glasdon Group Limited.

SPECIFICATION NUMBER - 035031-S01	ISSUE 02
GLASDON GROUP LTD 05/10/11	SHEET SIZE:A2